




# SLEEP UNDER THE STARS 2024

# TEAM GUIDE

Everything you need to know to  
create, join, build a team, and  
fundraise together!



# TOGETHER WE CAN LIGHT THE WAY

Welcome to the Team Guide for Sleep Under the Stars 2024! This event supports Stepping Stone House, allowing us to provide long-term care and support for young people experiencing homelessness.

This guide will help your team navigate the event, boost fundraising efforts, and create a memorable experience while making a real difference. Thank you for being a part of Sleep Under the Stars 2024.

Together, we can light the way.

## CONTENTS

<b>Creating a team</b>	<b>3</b>
<b>Joining a team</b>	<b>4</b>
<b>Inviting people to your team</b>	<b>5</b>
<b>Fundraising as a team</b>	<b>7</b>
<b>Tips for the night</b>	<b>8</b>
<b>Support and contact info</b>	<b>9</b>



## CREATING A TEAM

Ready to create your Sleep Under the Stars team? Here's what you need to do!

- 1 Head to the REGISTER page.
- 2 Fill in your details and follow the steps.
- 3 Under **FUNDRAISING PAGE OPTIONS** select **Creating a team**

**PRO TIP**  
There are teams for workplaces, or just for friends and family.

### FUNDRAISING PAGE OPTIONS

Select your fundraising page type: \*

select whether you wish to fundraise as a part of a team or go it alone by creating just an individual page

✓ --please select--  
Individual (no team)  
Creating a team  
Joining an existing team

NEXT

- 4 Write your team name and follow the **NEXT** button.
- 5 Follow the steps to complete your registration
- 6 Follow the **CONFIRM DETAILS** button.



**Your page is now created!**  
**Time to invite others to join you.**

Need help troubleshooting? Contact us at  
[events@steppingstonehouse.com.au](mailto:events@steppingstonehouse.com.au)



## JOINING A TEAM

### How to join during registration

- 1 Head to the REGISTER page.
- 2 Fill in your details and follow the steps.
- 3 Under **FUNDRAISING PAGE OPTIONS** select **Joining an existing team**

**PRO TIP**  
You can only be in **ONE** team, so make sure you select the team wisely!

#### FUNDRAISING PAGE OPTIONS

Select your fundraising page type: \*

select whether you wish to fundraise as a part of a team or go it alone by creating just an individual page

✓ --please select--  
Individual (no team)  
Creating a team  
Joining an existing team

NEXT

- 4 Search using your team or team leader's name.
- 5 Follow the steps to complete your registration.



**You're part of the team!**  
**Now you can get fundraising.**

### Already registered?

Have you already signed up and didn't join or create a team?

Reach out to us and we can help to add you to a team at

[events@steppingstonehouse.com.au](mailto:events@steppingstonehouse.com.au)



## INVITING PEOPLE TO YOUR TEAM

Building a strong and enthusiastic team is essential for making Sleep Under the Stars a memorable and impactful event. Here are some tips and tricks to help you invite people to join your team!



### Personalise your outreach

The best way to get people on board with Sleep Under the Stars is to invite them directly. Reach out to people you want to share this inspiring event with and ask them to join your team.



### Spread the word

Tell others how you're participating, who with, and why. We have plenty of resources for teams to help you, like social media posts, virtual backgrounds, email banners and more.

## RESOURCES



## INVITING PEOPLE TO YOUR TEAM

**Feeling stuck? Copy and paste this template to invite family and friends!**



Dear [Recipient],

I'm excited to Sleep Under the Stars this October with Stepping Stone House, an organisation that provides accommodation and support for young people experiencing homelessness in Australia.

On Friday, October 25, 2024, I'll be sleeping out on the Stargazer Lawn at Barangaroo to raise awareness and funds for this vital cause.

This family-friendly event is the perfect opportunity to come together and make a difference. I'd love for you to join my team and Sleep Under the Stars with me!

To register, head to the link below and follow the steps. Then, under 'Fundraising Page Options' select 'joining an existing team' and search for my team: [team name here]

[www.sleepunderthestars.com.au/cms/register](http://www.sleepunderthestars.com.au/cms/register)

Let's make an impact together! I hope you're able to make it.

Warm regards,

[Your Name]

**PERSONALISE BY FILLING IN**

[the yellow brackets]



## FUNDRAISING AS A TEAM

You're all set up, and have invited your team members. Now it's time to fundraise! Here are some pointers to help you and your team members reach your fundraising goals.

**We encourage each team member to raise \$250 to attend the event at Barangaroo!**



### Work together

Work with your teammates to reach your shared team fundraising goal. Support each other and celebrate key milestones!



### Get creative

There are so many ways to fundraise. You could hold a bake sale. Or, a trivia night, and donate the proceeds. Get creative, and have fun!



### Embrace competition

Keep an eye on the team leaderboard and how you're tracking against other teams. There are great prizes for the top fundraising team!



### Make a group chat

If you haven't already, create a place where you can share your progress, plan for the night, and keep in touch with your teammates!

Plus, your individual and team pages also have downloadable QR codes!

Share my page



## TIPS FOR THE NIGHT


Get ready for an unforgettable night under the stars with your team! Here are some tips and ideas to help you make the most of your Sleep Under the Stars this October.

**It's never too early to get prepared for your sleepout!**



### Build an amazing shelter

Unleash your creativity and engineering skills by designing and building an amazing team shelter. Don't forget, there's an award for the best shelter, so put your heart and imagination into it!



### Dress up together


Coordinate with your team to come up with a unique and eye-catching theme! There's a prize for the best-dressed team, so have fun with your outfits and let your creativity shine!



### Capture the moments

Bring a camera, or use your phone and take photos on the night! Capture your shelter, your team's outfits, and the fun activities you're doing to share, and look back on.

Posting the event on socials? Use the hashtags **#SleepUnderTheStars** and **#SUTS2024** then tag **@Stepping\_Stone\_House** for a chance to be featured on our page!





## SUPPORT AND CONTACT INFO

Do you have any questions, or need a hand with troubleshooting? Our team is here to help!



### Frequently Asked Questions

[sleepunderthestars.com.au/cms/faq](https://sleepunderthestars.com.au/cms/faq)



### General Enquiries

[events@steppingstonehouse.com.au](mailto:events@steppingstonehouse.com.au)



### Workplace & Partnership Enquiries

[tonya.greer@steppingstonehouse.com.au](mailto:tonya.greer@steppingstonehouse.com.au)



### Facebook Group

[stepping.cc/SUTS\\_FB](https://stepping.cc/SUTS_FB)

Thank you for taking part in Sleep Under the Stars.

**TOGETHER WE CAN LIGHT THE WAY.**

